

**'THE GREENWICH GIG'**

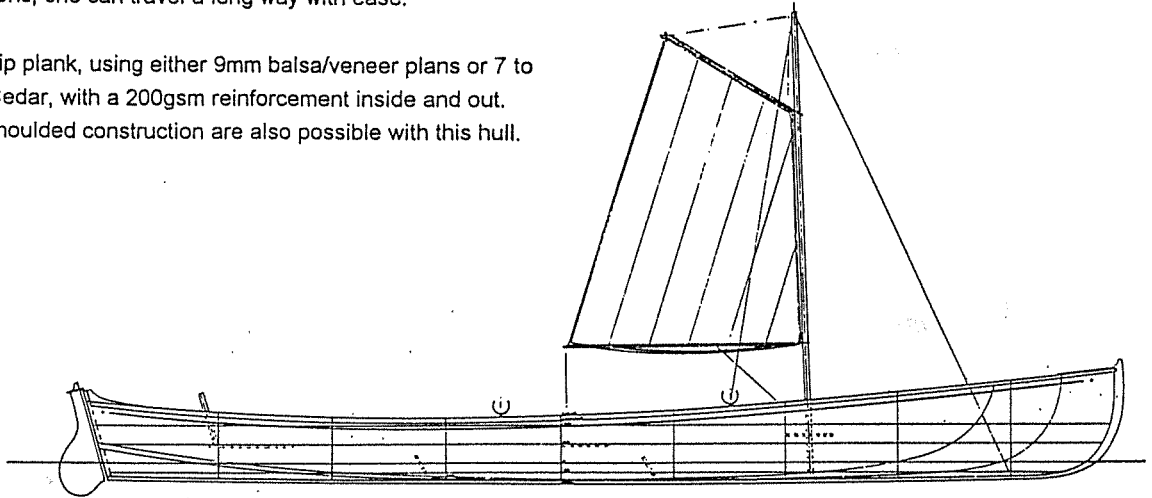
5.5m/18' Rowing Skiff

LOA	5.5M
BEAM	1.30M
EST. WEIGHT	40 KGS

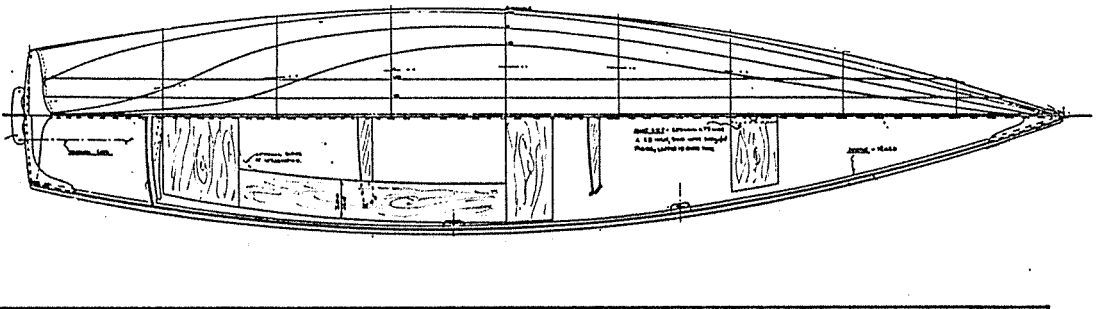
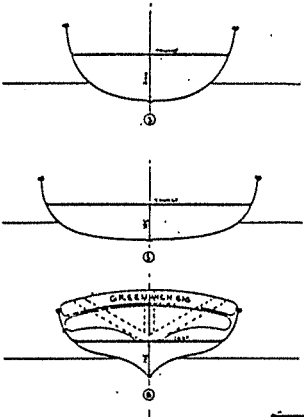
"The Greenwich Gig" is designed as a fast recreational rowing skiff, capable of carrying passengers and gear across relatively open water. A typical outing would be a day trip, with a picnic stop for lunch, rowing up a river or around a bay to a favoured spot. She would also make a good expedition boat, suiting extended camping trips around a lake system. With her sail set in favourable conditions, she can travel a long way with ease.

Construction is in strip plank, using either 9mm balsa/veneer plans or 7 to 8mm Western Red Cedar, with a 200gsm reinforcement inside and out. Lapstrake and cold moulded construction are also possible with this hull.

1 construction and layout drawing  
1 full size templates for mould frames and stem/transom profile



GREENWICH GIG



FLAT BOTTOMED HULL

"THE TAMAR SKIFF"

